


### ANSI Caps with Tapped Outlet - Series-EC




**Feature**

- Painted with rust-inhibiting paint

Nominal Size	Outlet	Dimensions E to E	Ductile Iron Part #
2"	1"	7/8"	EC201
2-1/2"	1"		EC251
3"	1"		EC301
4"	1"	1"	EC401
6"	1"		EC601



### Blank Caps - Series-BE



**Feature**

- Painted with rust-inhibiting paint

**Comparable to**


- Victaulic's #60
- Grinnell's #7074

**Approvals**

- Underwriters Listed and Factory Mutual approved

Nominal Size	Dimensions E to E	Ductile Iron Part #
2"	7/8"	BEC20
2-1/2"	7/8"	BEC25
3"	7/8"	BEC30
5"	1-19/32	BECC50
4"	1"	BEC40
6"	1"	BEC60
8"	1-3/16"	BEC80
8"	1-7/8	---

### Long Pipe Style Nipples - Series-AN



Groove x NPT	Dimensions E to E	Carbon Steel Part #
2"	4"	A712
2-1/2"		A7125
3"		A713
4"	6"	A714
5"		A715
6"		A716

### Grooved End x Weld Nipples



Nominal Size	Aluminum Part #	Carbon Steel Part #	316 Stainless Steel Part #
2"	AVN2000-200	VN2000-200	VNR2000-200
2-1/2"	AVN2500-200	VN2500-200	VNR2500-200
3"	AVN3000-200	VN3000-200	VNR3000-200
4"	AVN4000-200	VN4000-200	VNR4000-200

NOTE: For additional information on pipe dimensions, please reference dixonvalve.com.

### Grooved End Butterfly Valves

**Application**

- For water and air

**Materials**

- Body: ductile iron, epoxy coated; disc: ductile iron, EPDM encapsulated; stem: stainless steel; notch plate: zinc plated steel; seals: EPDM

**Specifications**

- Working pressure: **300 PSI**
- Maximum temperature: **210°F (99°C)**



Size	Ductile Iron Part #
2"	GIBFV200
2-1/2"	GIBFV250
3"	GIBFV300
4"	GIBFV400
6"	GIBFV600
8"	GIBFV800